

- OLED Display
- Less than 2" Depth
- Interfaces
 - RS485 Modbus Master
 - RS485 Modbus Slave
- Manual Configuration with Front Buttons
- Direct Connection to I/O Modules
- Queries and other Functions
- DC Power (10-40 Vdc or 19-28 Vac)



The Z-NET™ model S401 has a configurable OLED display. The S401 is configurable via the front panel or Modbus. The display shows labels, engineering units or raw data values. It can display up to 20 quantities. The S401 also features an alarm with 2 thresholds for up to 10 "derived" quantities, which are obtained by applying math or logic functions on the acquired/derived quantities. The Alarm can signal a warning message or trigger writing to a Modbus register. Decimal points are configurable to be automatic or up to 3 characters. The S401 has 2 RS485 ports so it can be a Modbus master and/or a slave allowing it to be utilized in any Modbus application.

The Z-NET™ Series offers flexible, cost effective solutions to industry's increasingly diverse applications including distributed control, data acquisition, SCADA & telemetry. An ideal solution for process control and management using distributed I/O on plant and machinery. The I/O modules can be widely distributed or grouped together and accept all standard field signals. Modbus RTU protocol guarantees universal connectivity so applications are limitless: data acquisition, automation, telemetry control, etc.

More flexibility from ioSelect.

Communication Specifications

Protocol	Modbus RTU Master or Slave
Speed	1200 to 115,200 bps
Memory	256 byte RAM 4 kB di XRAM 32 kB Flash (512 byte single block 128 byte scratchpad memory
Settings	Communication parameters, language, contrast, brightness, scale, offset, unit of measure
Serial Comm	Address, parity, baud rate, delay response time, transmission delay, receiving time-out
Queries	20 maximum
Datalogging	Data storage from modules in RAM

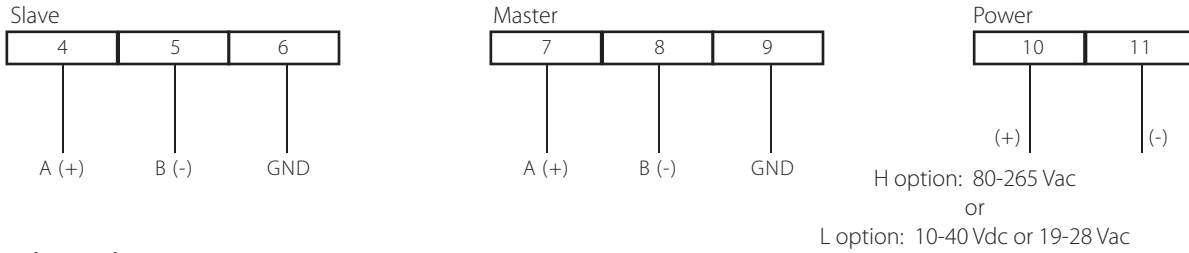
Performance Specifications

Front Protection	IP65
Humidity	30-90% @ 40 °C non-condensing
Operating Temp	-10 to +60 °C (14 to 140 °F)
Storage Temp	-10 to +60 °C (14 to 140 °F)
Power	10 to 40 Vdc / 19 to 28 Vac
Dimensions:	96 x 48 x 40 mm (3.78 x 1.89 x 1.575 in)
Panel Cut Out	91 x 45 mm (3.58 x 1.77 in)
Weight:	200 g (7.055 oz)

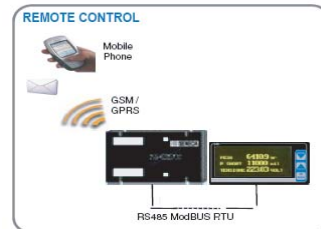

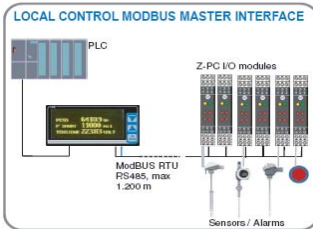
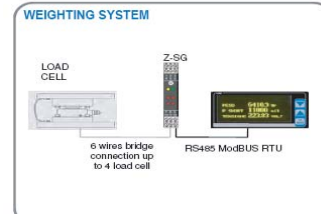

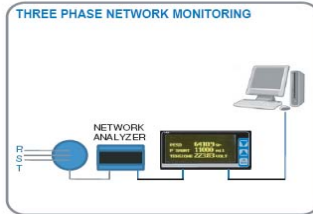

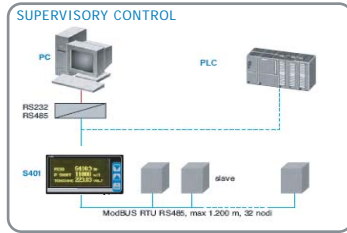
Ordering Information: IOS-ZNET-S401

Modbus RTU Indicator with OLED Display

Wiring Instructions RS485



Sample Applications



Display & Buttons

On the programming menu, the buttons have the following functions:

UP BUTTON & DOWN BUTTON

- Scrolls the menu items up or down, respectively, to access the item of interest. The selected item is marked by a flashing cursor at its left.
- When setting a numeric or literal value, it selects the figure or the letter of interest; pressure toggles the figure to the following numeric value (ex: 1->2 with UP, 2->1 with DOWN) or to the next alphabet letter (ex: A->B).



OK / MENU BUTTON

- Access to the programming menu (see section 4.1.1 in manual)
- Confirms the item selected by UP and DOWN buttons. The selected item is marked by a flashing cursor at the left of the item.
- During the numeric or literal value selection, it confirms the figure or the letter selected by the UP and DOWN buttons. Once the value of the figure or letter has been confirmed, the procedure automatically continues with the figure or letter in the next position. At the end of the parameter setting, the confirmation of the set value is required.
- Since the button has many functions, the meaning is sometimes indicated on the lower part of the display.

Dimensions

